



# Government eMarketplace

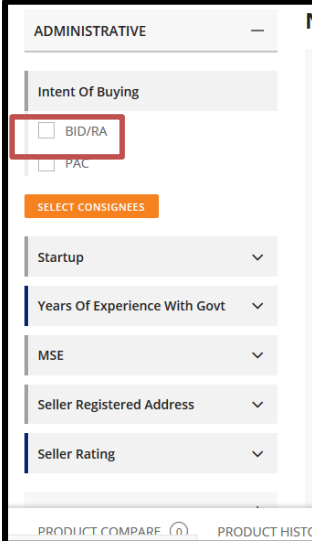
## Bid/RA Process in Market User Guide

## Introduction:

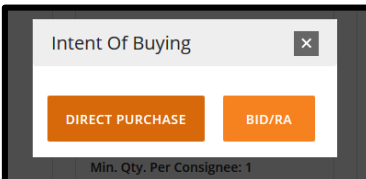
This manual outlines the process of Bid Creation & significance of Golden Parameters while creating the Bid. Buyers are required to select their Intent of Buying and verify their Purchase requirement(s) such that it is clearly defined during Bid creation. Below process will take the Buyer through steps of selecting appropriate values for the Golden parameters of the product/category that Buyer wants to purchase on GeM.

## User Flow

Buyers search for required product or browse to any category on GeM, there they have an option to select their Intent of Buying.

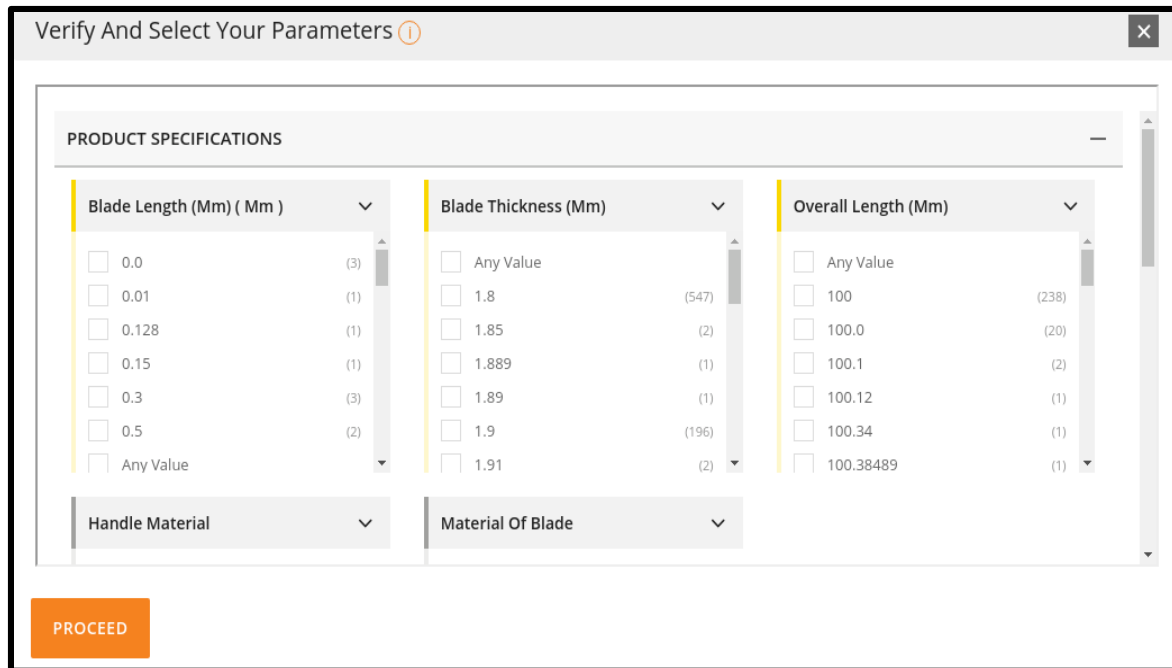


Incase the Buyer does not select Bid as their intent of Buying and directly clicks on Add to Cart, they will be asked to select their Intent of Buying as shown below:



If they select Direct Purchase, the Buyer will be able to Proceed with the regular process of Direct Purchase on GeM.

Incase Buyer selects Bid/RA as Intent of Buying, then a Pop-Up comes up where the Buyer is asked to select value(s) for all unselected Golden Parameters in the category.



**Verify And Select Your Parameters**

**PRODUCT SPECIFICATIONS**

Parameter	Value	Count
Blade Length (Mm) ( Mm )	<input type="checkbox"/> 0.0	(3)
	<input type="checkbox"/> 0.01	(1)
	<input type="checkbox"/> 0.128	(1)
	<input type="checkbox"/> 0.15	(1)
	<input type="checkbox"/> 0.3	(3)
	<input type="checkbox"/> 0.5	(2)
	<input type="checkbox"/> Any Value	
Blade Thickness (Mm)	<input type="checkbox"/> Any Value	
	<input type="checkbox"/> 1.8	(547)
	<input type="checkbox"/> 1.85	(2)
	<input type="checkbox"/> 1.889	(1)
	<input type="checkbox"/> 1.89	(1)
	<input type="checkbox"/> 1.9	(196)
Overall Length (Mm)	<input type="checkbox"/> Any Value	
	<input type="checkbox"/> 100	(238)
	<input type="checkbox"/> 100.0	(20)
	<input type="checkbox"/> 100.1	(2)
	<input type="checkbox"/> 100.12	(1)
	<input type="checkbox"/> 100.34	(1)
	<input type="checkbox"/> 100.38489	(1)

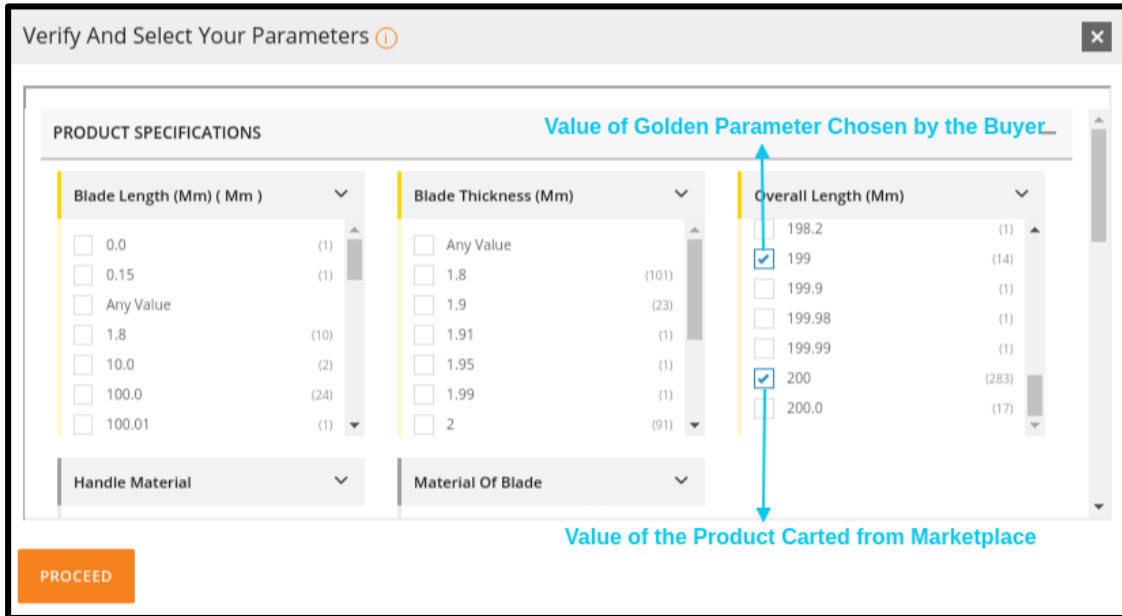
Handle Material:

Material Of Blade:

**PROCEED**

When any of the values is chosen, then the selected product's value will be automatically considered as allowed value.

For eg, If the selected product has Overall Length as 200mm and Buyer chooses 199mm as allowed value, then both 200mm and 199mm will be considered as allowed values, Please refer screenshot below.



Verify And Select Your Parameters ⓘ

PRODUCT SPECIFICATIONS

Value of Golden Parameter Chosen by the Buyer

Blade Length (Mm) ( Mm )	Blade Thickness (Mm)	Overall Length (Mm)
<input type="checkbox"/> 0.0 (1)	<input type="checkbox"/> Any Value	<input type="checkbox"/> 198.2 (1)
<input type="checkbox"/> 0.15 (1)	<input type="checkbox"/> 1.8 (101)	<input checked="" type="checkbox"/> 199 (14)
<input type="checkbox"/> Any Value	<input type="checkbox"/> 1.9 (23)	<input type="checkbox"/> 199.9 (1)
<input type="checkbox"/> 1.8 (10)	<input type="checkbox"/> 1.91 (1)	<input type="checkbox"/> 199.98 (1)
<input type="checkbox"/> 10.0 (2)	<input type="checkbox"/> 1.95 (1)	<input type="checkbox"/> 199.99 (1)
<input type="checkbox"/> 100.0 (24)	<input type="checkbox"/> 1.99 (1)	<input checked="" type="checkbox"/> 200 (283)
<input type="checkbox"/> 100.01 (1)	<input type="checkbox"/> 2 (91)	<input type="checkbox"/> 200.0 (17)

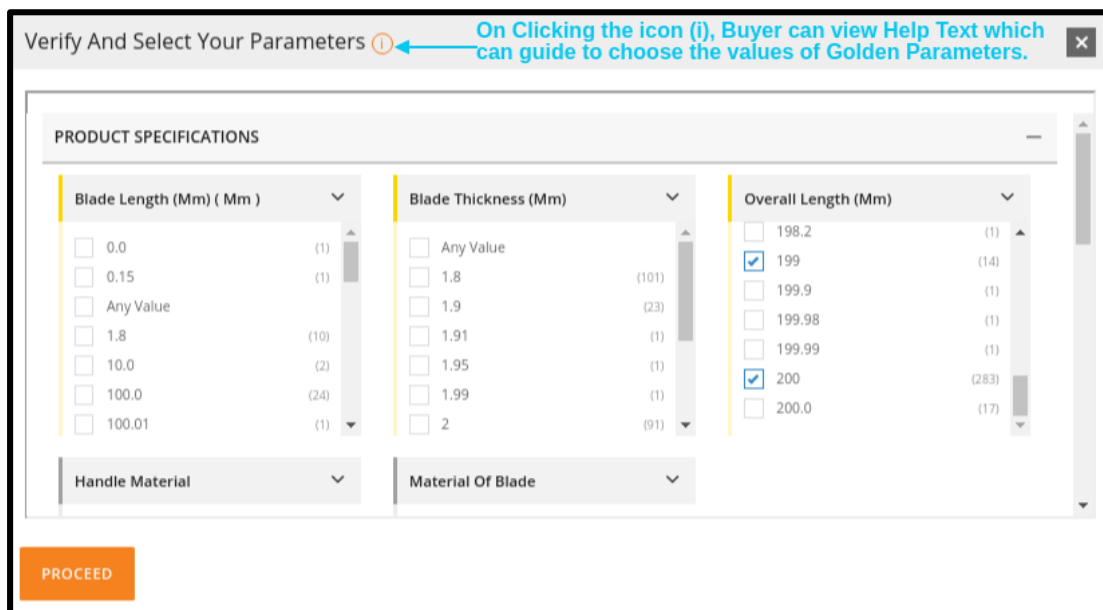
Handle Material      Material Of Blade

PROCEED

Value of the Product Carted from Marketplace

Buyer can also select 'Any Value' as an option to make all values as 'Allowed Values', against that Golden Parameter.

Here, Buyer can also click on the icon (i) to understand the significance of choosing the appropriate values of Golden Parameters, please refer the screenshot below.



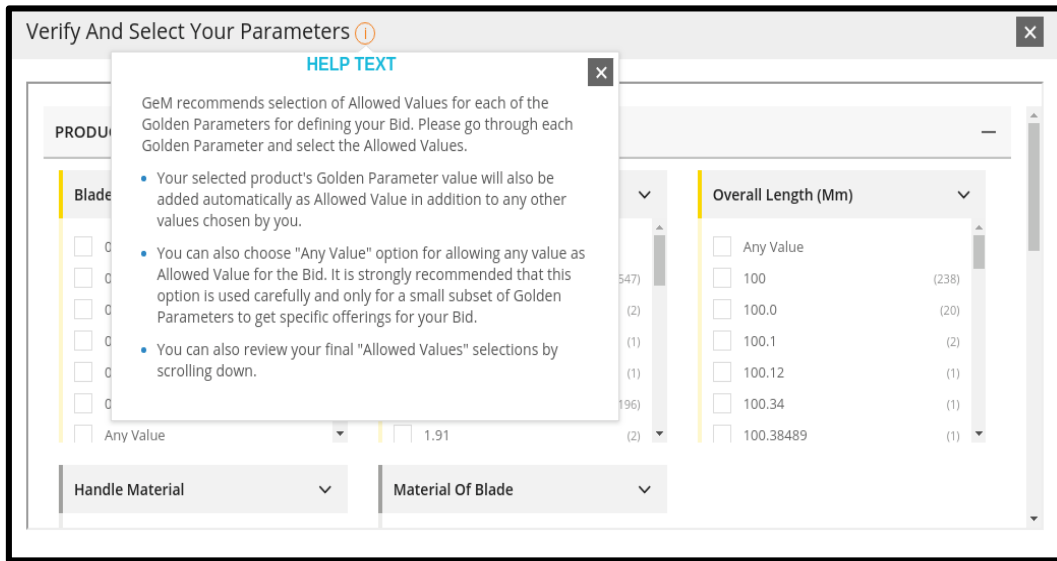
Verify And Select Your Parameters ⓘ ← On Clicking the icon (i), Buyer can view Help Text which can guide to choose the values of Golden Parameters.

PRODUCT SPECIFICATIONS

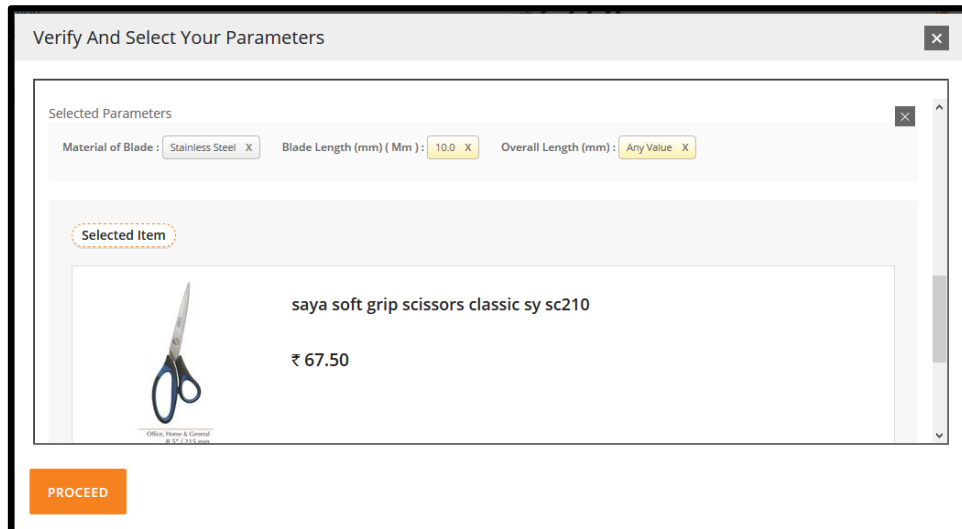
Blade Length (Mm) ( Mm )	Blade Thickness (Mm)	Overall Length (Mm)
<input type="checkbox"/> 0.0 (1)	<input type="checkbox"/> Any Value	<input type="checkbox"/> 198.2 (1)
<input type="checkbox"/> 0.15 (1)	<input type="checkbox"/> 1.8 (101)	<input checked="" type="checkbox"/> 199 (14)
<input type="checkbox"/> Any Value	<input type="checkbox"/> 1.9 (23)	<input type="checkbox"/> 199.9 (1)
<input type="checkbox"/> 1.8 (10)	<input type="checkbox"/> 1.91 (1)	<input type="checkbox"/> 199.98 (1)
<input type="checkbox"/> 10.0 (2)	<input type="checkbox"/> 1.95 (1)	<input type="checkbox"/> 199.99 (1)
<input type="checkbox"/> 100.0 (24)	<input type="checkbox"/> 1.99 (1)	<input checked="" type="checkbox"/> 200 (283)
<input type="checkbox"/> 100.01 (1)	<input type="checkbox"/> 2 (91)	<input type="checkbox"/> 200.0 (17)

Handle Material      Material Of Blade

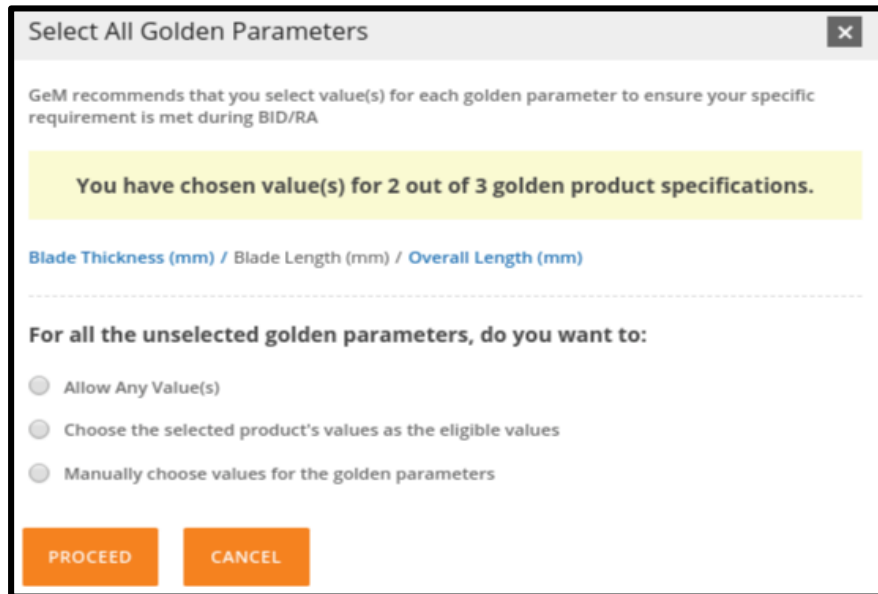
PROCEED



Buyer can review the values they have already selected by navigating to Selected Parameters section as shown below. In case they don't want a specific value in any of the parameters then they can remove that value.



Buyer can proceed for Bid Creation after selecting Allowed Values for all the Golden Parameters. In case, Buyer forgets to select value for any Golden Parameter, they will be prompted to select value(s) for remaining Golden Parameters.



- Allow Any Value(s): Will take you to the previous screen for review of the final selection. Details will be available under selected values section.
- Choose the selected Products values: will consider selected product's value as your choice for remaining Golden Parameters.
- Manually choose values: will take you back to the previous screen to select parameter values manually.

Once all the required values are selected for your Bid requirement, you can review the selected values of Golden Parameters by scrolling down to the selected values section. Now, the Buyer can click on 'Proceed' to cart the item.

\*\*\*\*\* END OF DOCUMENT \*\*\*\*\*